




Countertraction CLIP

Made in JAPAN



Countertraction CLIP

ZEON MEDICAL INC.

Countertraction CLIP

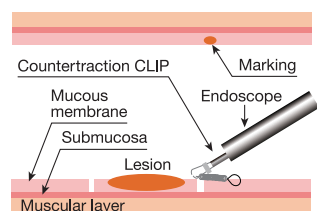


Aiming for securing field of view and reducing procedure time in ESD (Endoscopic Submucosal Dissection)

Characteristics

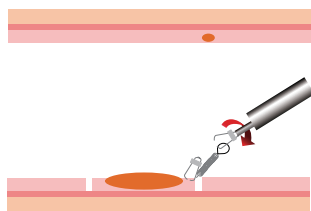
- Possible to grasp the mucous membrane by simple operation
- Possible to widen operator's field of view of the detachment area
- Possible to expect safe and short procedure of ESD

Usage



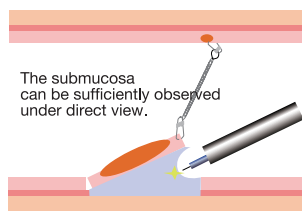
〈STEP 1〉

If need be, mark the wall of the mucous membrane on the contralateral side of the lesion, after which cut the area around the lesion and attach the Countertraction CLIP to the part close to the mucous membrane that is to be pulled.



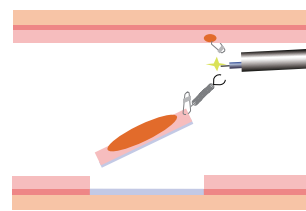
〈STEP 2〉

Insert a ZEOCLIP™, hang it on the loop part, and rotate the Countertraction CLIP about 180 degrees.



〈STEP 3〉

Pull the Countertraction CLIP and attach the ZEOCLIP™ to the wall of the contralateral side of the lesion which is slightly anal side.



〈STEP 4〉

After cutting out the lesion, cut the loop part with a spark from a high frequency knife to retrieve the lesion.

Specification

Code No.	Spring length	Loop diameter	Number per package
TC1H05(E)	5mm	4mm	10pce

Note

- Ensure that this product is used by medical doctors or healthcare professionals who are taken suitable training for clinical endoscopic procedures.
- Be sure to always read the attached IFU when using this product.
- The specification and appearance of this product may change without prior notice.

[Concomitantly used equipment]

ZEOCLIP™

ZEOCLIP™
QUICK, STABLE & EASY
Effective Solution



Manufactured by:

ZEON MEDICAL INC.

1-6-2 Marunouchi, Chiyoda-ku, Tokyo 100-0005, Japan
Phone: +81-3-3216-1266 FAX: +81-3-3216-1270

XEMEX is the brand by ZEON MEDICAL INC.
Copyright ©2018 ZEON MEDICAL INC. All rights reserved.
Ver. Sep.2021(E)EX-010 0921000(OC02)

Agent